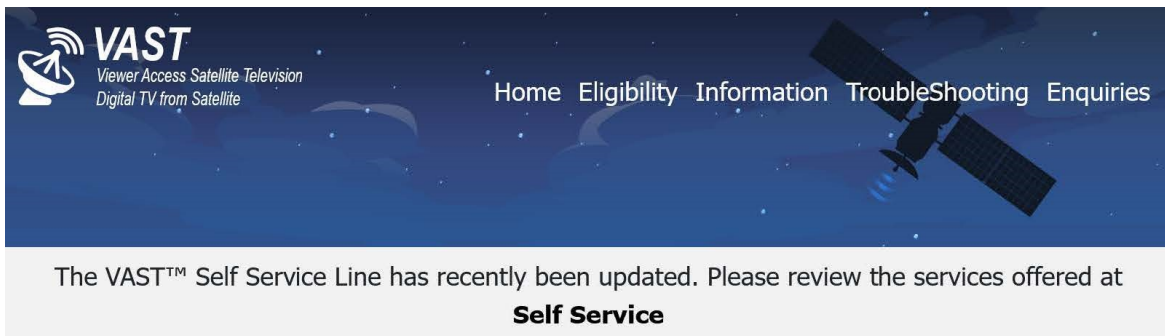


Step 1

Please visit the MySat TV website (<http://www.mysattv.com.au/>) and follow the prompts below:

Step 2





Select the 'Satellite Decoder Online Registration' button.



What is VAST™?

Viewer Access Satellite Television (**VAST™**) provides digital television and radio services to viewers in remote areas of Australia; as well as viewers who are unable to receive digital TV through their normal antenna because of issues relating to local interference, terrain or distance from the transmitter in their area. The VAST™ service has channels for the ABC, SBS and the Australian commercial television networks.

Access to the commercial television services on VAST™ is governed by broadcast license conditions, and each application is assessed against those criteria. The ABC and SBS services are available to all viewers with a VAST™ decoder.

 <p>Satellite Decoder Registration</p> <p>Do you have your VAST™ satellite decoder set up and are able to receive channel 800? Or if you are seeking pre-approval? Click below to register...</p> <p>Register</p>	 <p>Traveller's Registration</p> <p>Are you travelling within Australia and wish to apply for temporary access to VAST™? Click below to register.</p> <p>Register</p>	 <p>Traveller's Registration Renewal</p> <p>For Traveller's Temporary Certificate Renewal click below.</p> <p>Renew</p>	 <p>Decoder Rehit</p> <p>For Decoder Rehit click below.</p> <p>Rehit</p>
--	---	--	---

Step 3

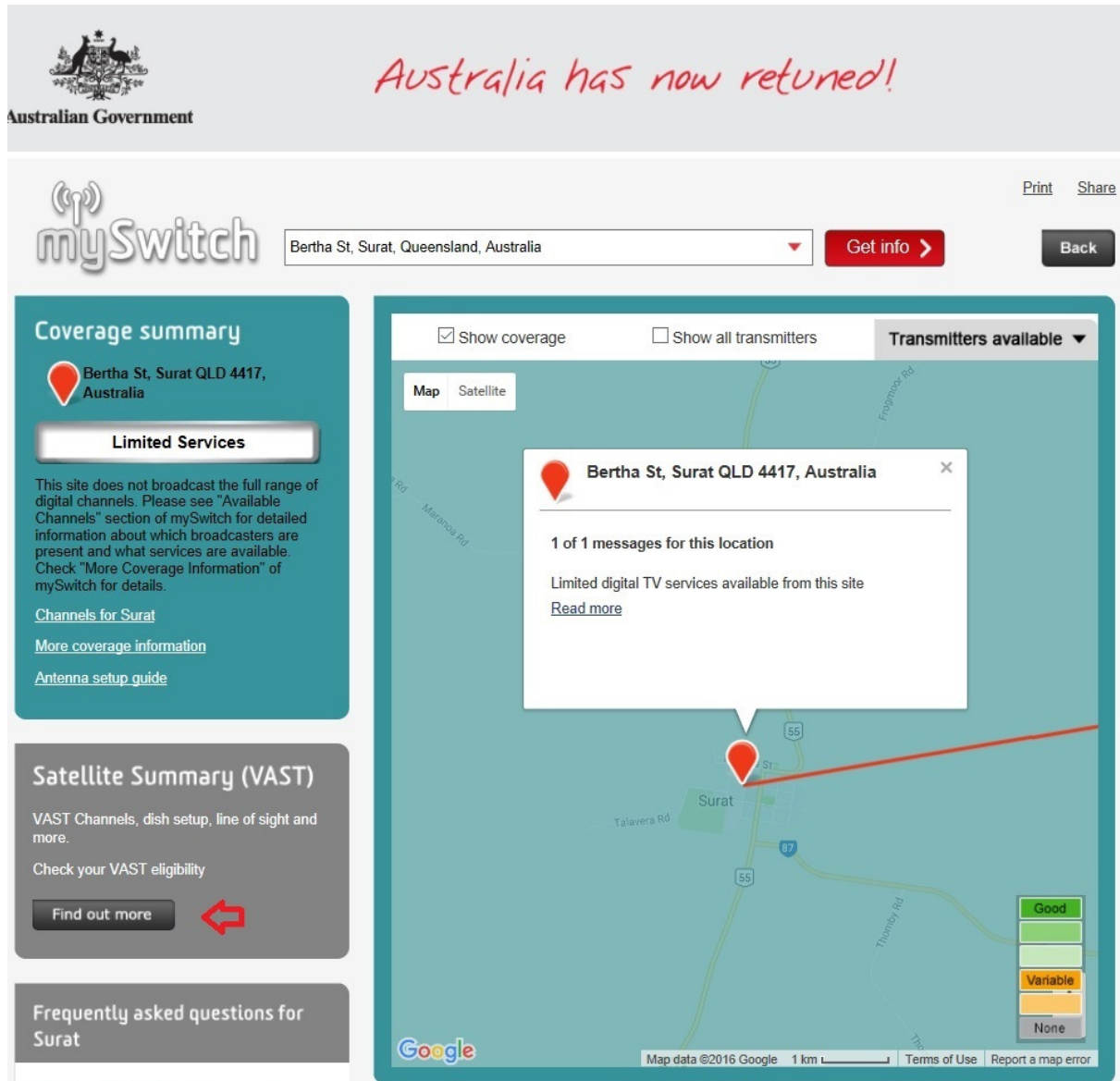
Enter the street address where you would like to register your VAST satellite receiver. Then press the "Get info >" button.



The screenshot shows the mySwitch website interface. At the top left is the Australian Government logo. A red handwritten note says "Australia has now returned!". Below this is the mySwitch logo and a search bar with the placeholder text "Enter your suburb, postcode, or address to begin". To the right of the search bar is a red "Get info >" button and a "Back" button. Below the search bar is a map of Australia with a legend indicating reception quality: Good (dark green), Variable (light green), and None (grey). The map shows various Australian states and territories, including Western Australia, Northern Territory, Queensland, South Australia, New South Wales, Victoria, and Tasmania. Major cities like Perth, Adelaide, Melbourne, Sydney, and Brisbane are marked. The map also shows neighboring countries like Indonesia and Papua New Guinea, and surrounding seas like the Java Sea, Banda Sea, Arafura Sea, Timor Sea, Bismarck Sea, Solomon Sea, and Coral Sea. A "Share" button is located in the top right corner of the map area.

Step 4

Select the 'Find out more' button.




Australian Government

Australia has now returned!

mySwitch Print Share

Bertha St, Surat, Queensland, Australia Get info > Back

Coverage summary

 Bertha St, Surat QLD 4417, Australia

Limited Services


This site does not broadcast the full range of digital channels. Please see "Available Channels" section of mySwitch for detailed information about which broadcasters are present and what services are available. Check "More Coverage Information" of mySwitch for details.

[Channels for Surat](#)
[More coverage information](#)
[Antenna setup guide](#)

Satellite Summary (VAST)

VAST Channels, dish setup, line of sight and more.


Check your VAST eligibility

Find out more 

Frequently asked questions for Surat

Show coverage Show all transmitters Transmitters available ▾

Map Satellite

 Bertha St, Surat QLD 4417, Australia

1 of 1 messages for this location

Limited digital TV services available from this site


[Read more](#)

Good
Variable
None

Map data ©2016 Google 1 km [Terms of Use](#) [Report a map error](#)

Step 5


Select the 'Apply for VAST' button.



[Print](#) [Share](#)

Get info >
Back

Coverage summary

 **Bertha St, Surat QLD 4417, Australia**

[Channels for Surat](#)
[More coverage information](#)
[Antenna setup guide](#)
[Back to map](#)

Viewer Access Satellite Television (VAST)

VAST Eligibility

Apply for VAST >

You are entitled to receive VAST, the Australian Government-funded satellite service for digital free-to-air TV.

Please check the red "Apply for VAST" button for details on how to apply for access to the VAST service.

Important Information

Satellite Summary (VAST)

VAST Channels, dish setup, line of sight and more.

Check your VAST eligibility

Find out more

Frequently asked questions for Surat

[What should I do if I experience reception difficulties?](#)

[What about subscription TV?](#)

[I have subscription television, can I get my digital channels through my provider?](#)

[Why have I been given the "also available within range" message when I look at my available channels?](#)

[Are you experiencing reception difficulties?](#)

[How does a viewer get access to the satellite service? Will the Government provide any financial assistance to viewers?](#)

[I've already got subscription TV, do I need VAST?](#)

[What happens if I already receive television from the 'Aurora' satellite service?](#)

[How do I get access to Satellite TV for my caravan or motorhome?](#)

[I have subscription television and already have a satellite dish on my roof. Do I need VAST?](#)


[I have a satellite dish on my roof but don't know whether I can use it to receive VAST. Do I have to use a special VAST dish or can I just use the one on my roof?](#)

Channels
Dish setup
Satellite Elevation Profile

ABC	 Find this station on channel: 2 Timezone: Australian Eastern Standard Time	 Find this station on channel: 22 Timezone: Australian Eastern Standard Time	 Find this station on channel: 23 Timezone: Australian Eastern Standard Time	 Find this station on channel: 24 Timezone: Australian Eastern Standard Time
SBS	 Find this station on channel: 3 Timezone: Australian Eastern Standard Time	 Find this station on channel: 32 Timezone: Australian Eastern Standard Time	 Find this station on channel: 33 Timezone: Australia Eastern Standard Time	 Find this station on channel: 34 Timezone: Australian Eastern Standard Time
Southern Cross	 Find this station on channel: 7 Timezone: Australian Eastern Standard Time	 Find this station on channel: 72 Timezone: Australian Eastern Standard Time	 Find this station on channel: 70 Timezone: Australian Eastern Standard Time	
Imparja	 Find this station on channel: 9 Timezone: Australian Eastern Standard Time	 Find this station on channel: 99 Timezone: Australian Eastern Standard Time	 Find this station on channel: 90 Timezone: Australian Eastern Standard Time	
Ten	 Find this station on channel: 10 Timezone: Australian Eastern Standard Time	 Find this station on channel: 11 Timezone: Australian Eastern Standard Time	 Find this station on channel: 1 Timezone: Australian Eastern Standard Time	

Step 6

Select the 'All Services' check box to receive all available Television services.



[Print](#) [Share](#)

Bertha St, Surat, Queensland, Australia

[Get info >](#)

[Back](#)

Coverage summary

Bertha St, Surat QLD 4417, Australia

[Channels for Surat](#)

[More coverage information](#)

[Antenna setup guide](#)

[Back to map](#)

Satellite eligibility (VAST)

What is VAST

The Australian Government is funding a service known as Viewer Access Satellite Television (VAST). VAST provides digital TV services and is a satellite platform that supplies free-to-air TV around Australia. VAST ensures that viewers who cannot receive digital services from local transmitters will still be able to access the same range of channels as viewers in metropolitan areas.

Apply for VAST

You are eligible to apply for the full range of commercial and national services available from the free-to-air satellite service, VAST. Please note that while you are able to receive digital TV via satellite it may also be possible for you to receive digital TV services terrestrially. To check your predicted digital terrestrial television coverage please refer to the Coverage Summary and map on mySwitch.

The assessment of your application for the VAST service will be undertaken by commercial broadcasters. Information from mySwitch will be passed to the broadcasters to assist in this determination.

Applying for VAST

If you wish to apply please select your application type below and click APPLY at the bottom of this screen. You will be asked to confirm your application, which will be sent to the broadcasters.

If you are travelling through remote Australia and you are seeking temporary access to VAST for your trip, please follow this link.

ABC & SBS application only

All Services

[Apply >](#)

Satellite Summary (VAST)

VAST Channels, dish setup, line of sight and more.

Check your VAST eligibility

[Find out more](#)

Frequently asked questions for Surat

[What should I do if I experience reception difficulties?](#)

[What about subscription TV?](#)

[I have subscription television, can I get my digital channels through my provider?](#)

[Why have I been given the "also available within range" message when I look at my available channels?](#)

[Are you experiencing reception difficulties?](#)

[How does a viewer get access to the satellite service? Will the Government provide any financial assistance to viewers?](#)

[I've already got subscription TV, do I need VAST?](#)

[What happens if I already receive television from the 'Aurora' satellite service?](#)

[How do I get access to Satellite TV for my caravan or motorhome?](#)

[I have subscription television and already have a satellite dish on my roof. Do I need VAST?](#)


[I have a satellite dish on my roof but don't know whether I can use it to receive VAST. Do I have to use a special VAST dish or can I just use the one on my roof?](#)

Details

Address: Bertha St, Surat QLD 4417, Australia

Step 7

Complete the '**VAST Satellite Decoder Registration**' form. Assuming your VAST decoder is powered on and your satellite dish is correctly pointed you should receive access to all non-commercial services (ABC & SBS) immediately. It could though take up to 48 hours for the commercial channels to be activated.



VAST
Viewer Access Satellite Television
Digital TV from Satellite

Home Eligibility Information TroubleShooting Enquiries

The VAST™ Self Service Line has recently been updated. Please review the services offered at **Self Service**

VAST™ Satellite Decoder Registration

See VAST™ Certified Decoder Manufacturers here

Owner's Contact Details

First name	Last name
<input type="text"/>	<input type="text"/>
Postal Address 1:	Postal Address 2:
<input type="text"/>	<input type="text"/>
town/city	State
<input type="text"/>	<input type="text" value="Select..."/>
Postal Code	Phone
<input type="text"/>	<input type="text"/>
Fax	Mobile
<input type="text"/>	<input type="text"/>
Email	Re-enter Email
<input type="text"/>	<input type="text"/>
Company Name	
<input type="text"/>	
<p style="font-size: small;">Do you have a working Aurora/RABS decoder? If YES, please list the existing Smartcard number. This may be used for verification of eligibility for the VAST™ service. If NO, please leave blank.</p>	
<input type="text"/>	
<input type="button" value="Continue"/>	